

Transportation Planning Challenges Facing MPOs



**GAMPO ANNUAL CONFERENCE
NOVEMBER 30, 2010
ATHENS, GEORGIA**

Jeff Carroll, Senior Planner – Wilbur Smith Associates
Michelle Maggiore, PE, Policy Director – Wilbur Smith Associates



Headlines



President Barack Obama touts \$50 billion transportation proposal

Published: Monday, October 11, 2010, 3:17 PM Updated: Monday, October 11, 2010, 3:38 PM

The Associated Press Follow

Share this story Story tool



WASHINGTON — President **Barack Obama** is pushing a \$50 billion plan to upgrade the nation's transportation networks and create jobs, bringing governors and mayors to the White House to help him make the case.

Obama said Monday that clogged roads and crumbling infrastructure are costing American lives, eroding productivity and hindering economic growth. He spoke from the Rose Garden after meeting with state and local officials and Cabinet officials, who stood behind him

New Federal CAFE standards officially released, 34.1 mpg by 2016

by **Jeremy Korzeniewski** | RSS feed | on Apr 1st 2010 at 1:55PM **BREAKING**



CAMPAIGN 2010

Oberstar defeat ends era of transportation policy influence

by **Dan Olson**, Minnesota Public Radio
November 4, 2010

LISTEN



EMBED | HELP

St. Paul, Minn. — After 36 years in Congress, Rep. Jim Oberstar's defeat means the loss of a lot of clout for Minnesota transportation projects on Capitol Hill.

Oberstar became the chairman of the House Transportation Committee in 2007. While Rep. Tim Walz will still have a seat on the committee as Republicans assume control of the House, a major chapter of Minnesota influence on national transportation policy is coming to a

smartplanet.com / Smart Business / Business Brains

Public transit ridership shows first increase in two years

By **Joe McKendrick** | Sep 22, 2010 | 3 Comments

SHARE PRINT RECOMMEND VOTES

The economic recovery is spurring new growth in mass transit ridership across the United States, the American Public Transportation Association reports. In the second quarter of 2010, APTA says, more than 2.5 billion transportation, an increase of about 0.1 ter of 2009. This uptick in ridership is the first 'ship increases were most notable on light rail ports.



Round success: Seattle area's light rail link ridership doubled since a new line opened last year.



TRANSPORTATION NATION

Rapid bus transit a cheaper alternative to rail



Demand for public transportation is rising, but transit authorities across the nation are facing budget cuts. Many cities are testing rapid transit buses, which are hundreds of millions of dollars cheaper than rail lines. Reporter Dan Bobkoff takes a ride on Cleveland's HealthLine Rapid Transit Bus.

New Congress to revisit Obama transport priorities

By **John Crawley**
WASHINGTON | Mon Nov 8, 2010 2:13pm EST

Recommend

Tweet This

(Reuters) - Republicans will scrutinize popular Obama administration transportation priorities when they assume control of the House, congressional representatives, particularly those dedicated to specific

Foreclosure activity up across most US metro areas

AP Associated Press

Buzz up! 37 votes

Share 102

retweet 11

Email Print

By **ALEX VEIGA**, AP Real Estate Writer — Thu Oct 28, 8:39 am ET



LOS ANGELES — The foreclosure crisis intensified across a majority of large U.S. metropolitan areas this summer, with Chicago and Seattle rates that have shouldered the worst of the impact, including a sharp increase in foreclosure warnings.

and Arizona remain the nation's foreclosure hot spots. In 19 of the top 20 metropolitan areas with the highest foreclosure rates between July and September, foreclosure activity increased, said Thursday.

America's Most Obese Metropolitan Areas

Montgomery, Ala., and Stockton, Calif., Share the 'Honor' of Most Obese Metro Area

By **Bill Hendrick**
WebMD Health News

Reviewed by **Louise Chang, MD**



March 3, 2010 -- A ranking of No. 1 -- or being in the Top 10 -- isn't always something to crow about.

The latest Gallup-Healthways Well-Being Index lists the 10 most obese metropolitan areas in the U.S. and finds that adult obesity rates in each are significantly greater than the national average of

26.5%.

HUD AND DOT AWARD \$68 MILLION TO CREATE SUSTAINABLE LIVABLE COMMUNITIES
Unprecedented joint funding to foster integrated approach to housing, jobs and transportation

Reuters — Realtor Mac McCollum stands in

The List - Transportation in 2011

Who ...

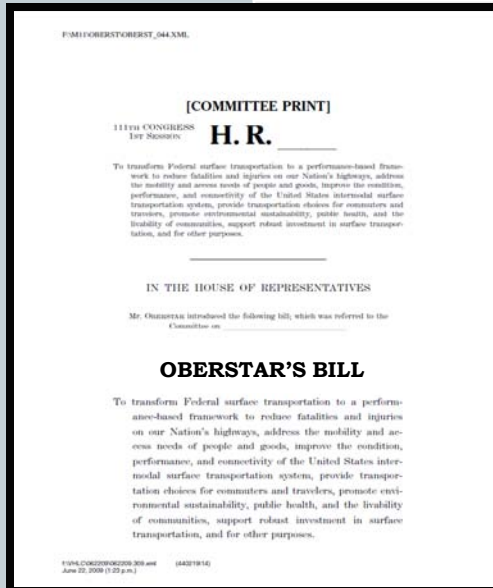


OUT	IN
60+ House Democrats	GOP: Largest Margin In House Since 1947
<p>Rep James Oberstar (D-MN)</p> 	  <p>Rep John Mica (R-FL) Rep Nick Rahall (D-WV)</p>
<p>Cravaack defeats Oberstar in 8th District race</p> <p><small>Published 11/03/2010, Duluth News Tribune</small></p> <p><small>Oberstar, a Democrat from Chisholm, watched an early lead dwindle throughout the night, and, in the end, Cravaack won 48 percent of the vote to Oberstar's 47, with a spread of about 4,200 votes between them out of more than 270,000 cast.</small></p>	<p>“We’re going to do it together, one way or another, come hell or high water.” (John Mica, 2009)</p>

What ...

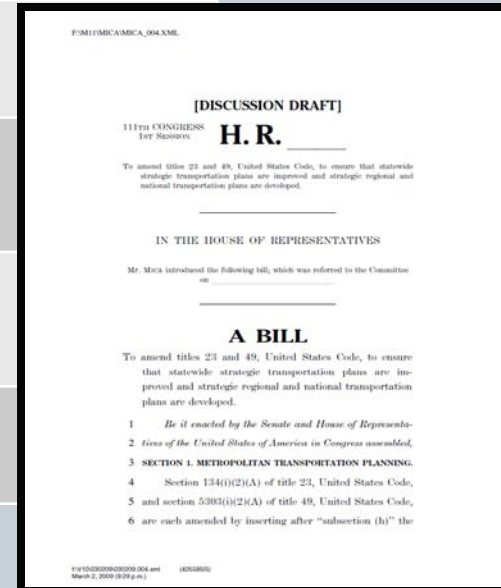


OUT	IN
<p>“Authorization:” \$500 B Surface Transportation Authorization Act</p>	<p>“Reauthorization:” \$200 B Surface Bill on a “blank sheet of paper”</p>



Earmarks
Grants
New Funds
Spending

Formula Programs
PPP
Leverage Existing Funds
Credibility



When ...



When




OUT	IN
SAFETEA-LU: Dec 31, 2010	6-month SAFETEA-LU Extension
Lame Duck	Bipartisan Bill, Early 2011
Short-term extensions	Multi-year Bill

How ...



OUT	IN
Trust fund is “Flat a** broke!” (Jack Basso, AASHTO)	HIRE Act: trust fund solvent through 2012 or 2013
Federal gas tax increase	“Free up” available infrastructure funds; leverage PPPs for new construction (Mica)
Cents per gallon (AASHTO)	Percent per gallon (AASHTO)
Gas tax increase is off the table	Deficit Commission recommends \$.15 for transportation infrastructure



Planning Implications ...



OUT	IN
Auto safety laws, EPA fuel blending regulations, climate change	Cars! <div data-bbox="1155 425 1740 558" style="border: 1px solid black; padding: 5px; margin-left: 20px;"> Lobbyists see start of auto-friendly GOP era <i>Automotive News</i> -- November 8, 2010 - 12:01 am ET </div>
Long (LONG) Range Visioning	National Strategic Transportation Plan (20-year)
Performance Measures	Perform, leverage, build!
High-speed intercity passenger	“Targeted” high-speed rail investment
Democrats champion metropolitan-based funding and policies	Republicans support enhancements to increase economic competitiveness

Current and Emerging Policy Challenges



- Performance and Accountability
- Energy and Climate Change
- Transportation Sustainability and Livability
- Funding



Performance-Based Planning



- Systematic and ongoing process
- Major features
 - Goals and quantifiable objectives
 - Performance measures and data
 - Scenario planning – analysis and evaluation
 - Monitor progress



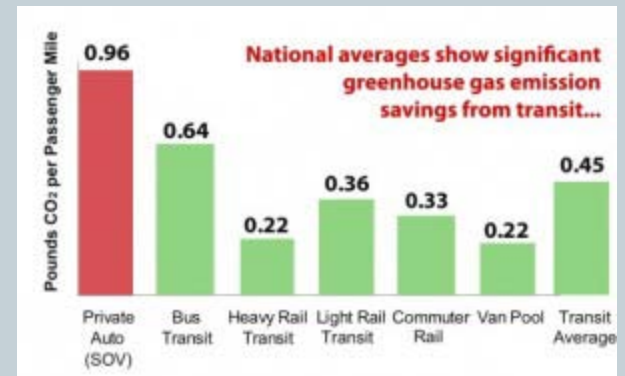
GHG Proposals



- Several proposals link transportation planning with GHG reduction strategies



- National GHG reduction goals (EPA)
- States & MPOs would develop surface-transport GHG reduction targets and strategies (DOT)
- Establish performance measures to track progress toward meeting GHG reduction goals (DOT)



DOT/HUD/EPA Sustainability Partnership



- Provide more transportation choices
- Coordinate policies and leverage investment
- Promote equitable, affordable housing
- Enhance economic competitiveness
- Support existing communities
- Value communities and neighborhoods



Funding Challenges



- Large gap between addressing needs and available funding
- Federal government cannot close the gap
- States have competing funding priorities
- New CAFE Standards will impact revenues
- Innovative thinking is needed to develop next generation of user fees
- Start thinking about how you can solve your problems regionally/locally



Transportation Funding Initiatives



- **Approval rating for transportation initiatives remains flat**
 - November 2010, voters approved 61% of measures, down from 2008
 - 77% were given the green light in 2006
- **Voters across the country approved eight state and local ballot initiatives (\$376 million)**
- **Alabama voters defeated constitutional amendment to spend \$1 billion over 10 years to pay for road construction projects**



Prepare Plans that....



- Address performance-based planning
 - Quantify the consequences of decisions
 - Predict, evaluate, and monitor accomplishment
- Identify sustainable and livability improvements
 - HUD awarded \$40 million in new **Sustainable Community Challenge Grants** to help support local planning designed to integrate **affordable housing, good jobs and public transportation**
 - DOT awarded nearly **\$28 million in TIGER II Planning Grants** to implement localized plans that ultimately lead to projects that **integrate transportation, housing and economic development**
- Improve mobility and accessibility (land use coordination)
- Meet air quality conformity (preservation vs. capacity)

Questions?



Jeff Carroll

Wilbur Smith Associates

1301 Gervais Street

Columbia, SC 29202

w: 803.251.2189

m:803-960-9811

jcarroll@wilbursmith.com

Michelle Maggiore

Wilbur Smith Associates

1655 North Fort Myer Drive, Suite 740

Arlington, VA 22209

w: 703.285.2605

m:703.593.3032

mmaggiore@wilbursmith.com